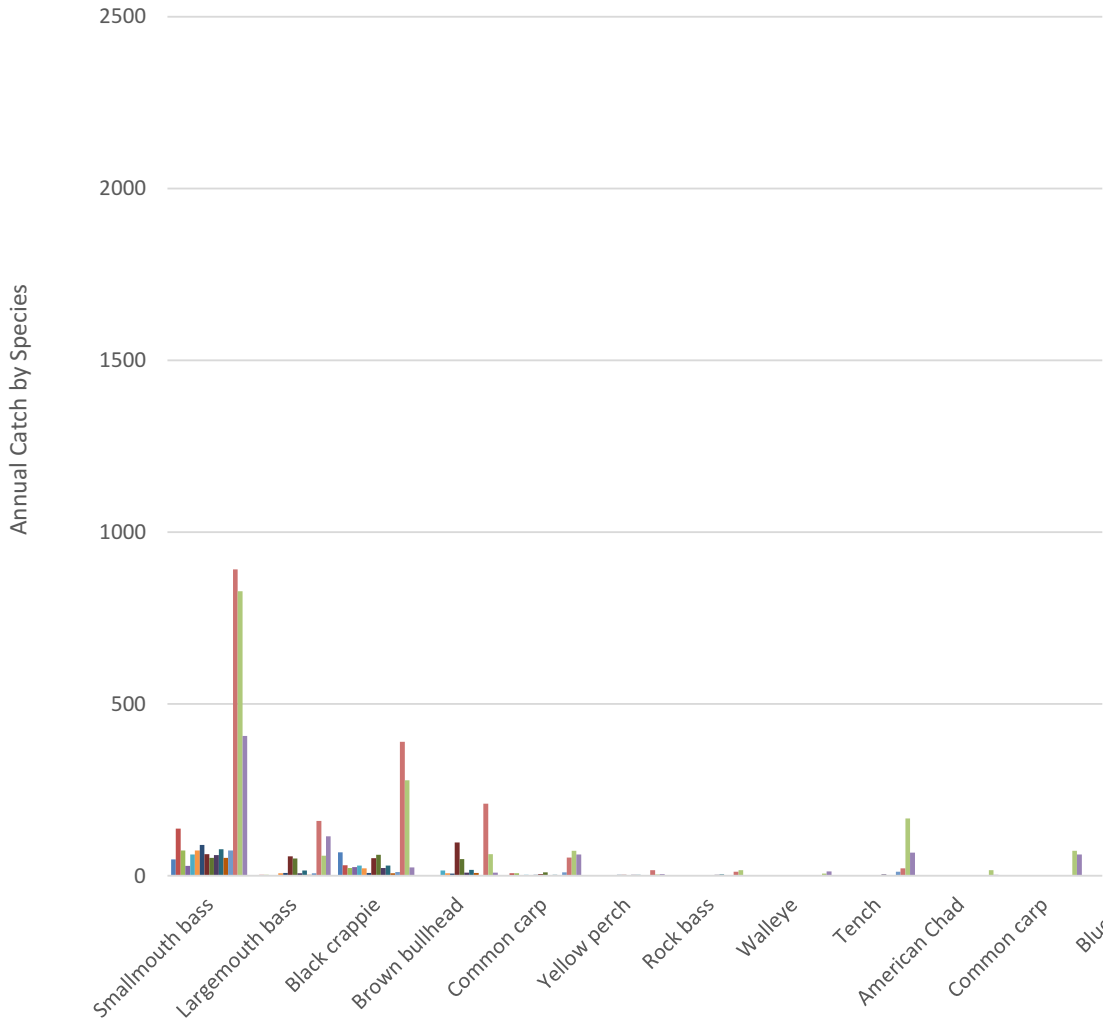
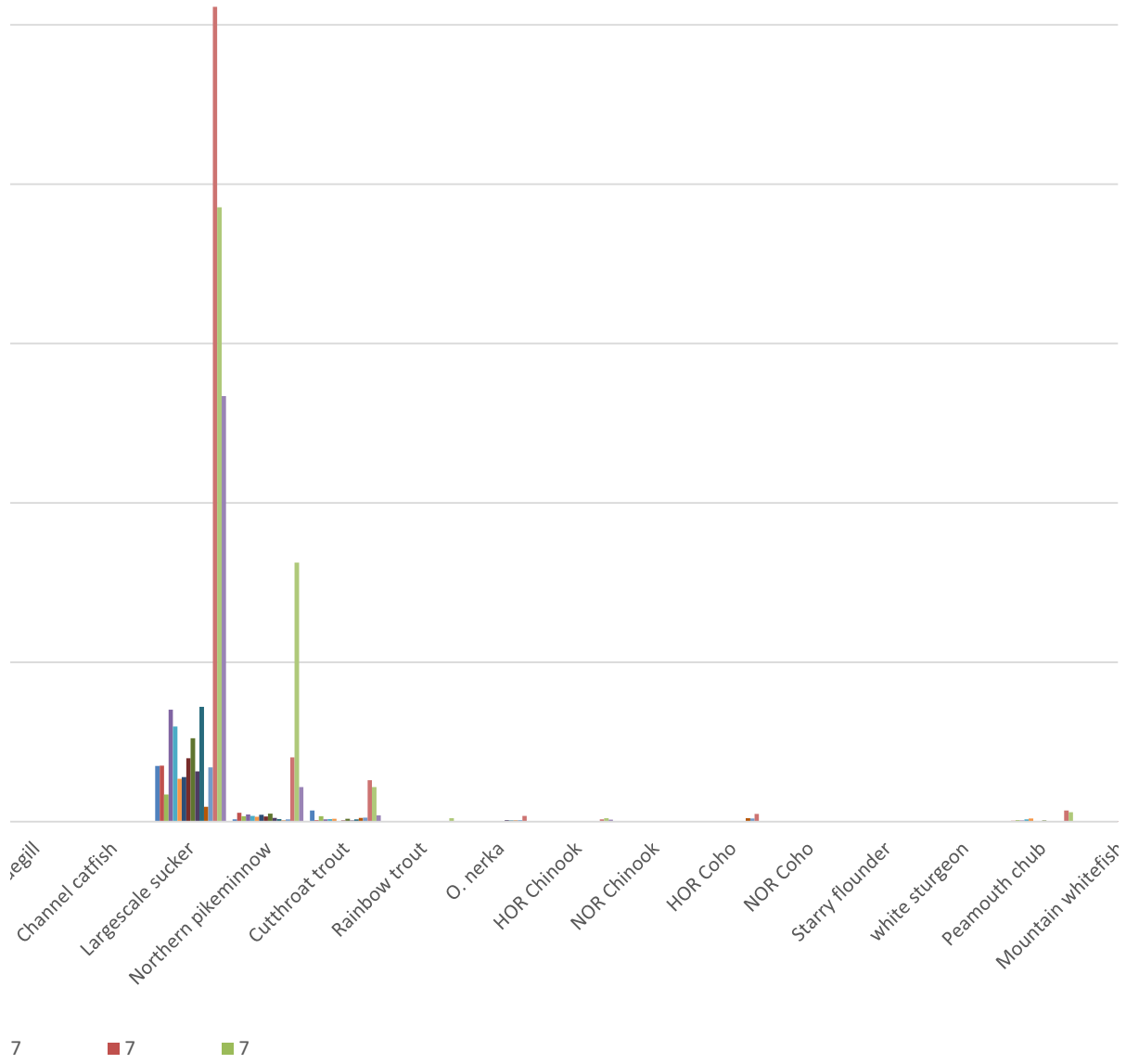


Lake Washington & Lake Sammamish W



Warm Water Test Fishery Catch 2017 - 2019



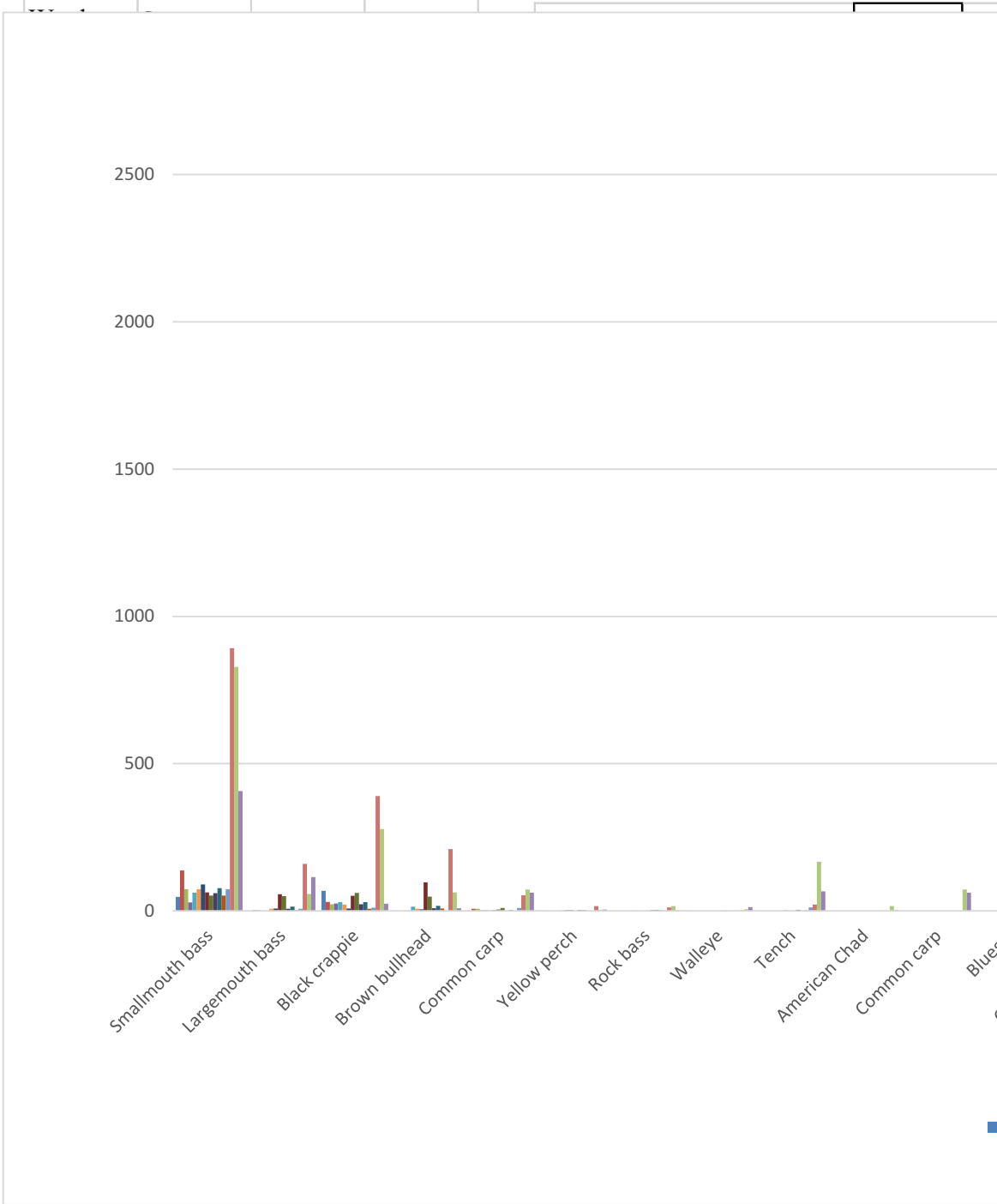


Origin	Date	11-Mar	18-Mar	25-Mar	1-Apr	8-Apr	15-Apr
Species/Zone		7	7	7	7	7	7
Exotic	Smallmouth bass	48	137	74	29	62	74
Exotic	Largemouth bass	0	3	3	0	0	7
Exotic	Black crappie	68	31	23	25	30	22
Exotic	Brown bullhead	0	0	0	1	15	7
Exotic	Common carp	1	7	7	2	3	2
Exotic	Yellow perch	1	1	0	0	0	2
Exotic	Rock bass	0	0	0	0	0	1
Exotic	Walleye	1	0	0	0	0	0
Exotic	Tench	0	0	0	0	0	0
	American Chad						
	Common carp						
	Bluegill						
Exotic	Channel catfish	0	0	0	0	0	0
Native	Largescale sucker	175	176	85	351	299	135
Native	Northern pikeminnow	7	28	17	23	18	15
Native	Cutthroat trout	35	5	17	7	8	9
Native	Rainbow trout	0	0	0	0	0	0
Native	O. nerka	0	0	0	0	0	0
Native	HOR Chinook	0	0	1	0	1	0
Native	NOR Chinook	0	0	0	0	0	0
Native	HOR Coho	0	0	0	0	1	0
Native	NOR Coho	0	0	0	0	0	0
	Starry flounder						
	white sturgeon						
Native	Peamouth chub	0	3	5	4	7	10
Native	Mountain whitefish	0	0	0	2	0	0
	Total	336	391	232	444	444	284
	nights	4	4	4	3	4	4
	nets	8	8	8	8	8	8
	Net Nights	32	32	32	24	32	32
	Catch Rate	10.5	12.2	7.3	18.5	13.9	8.9

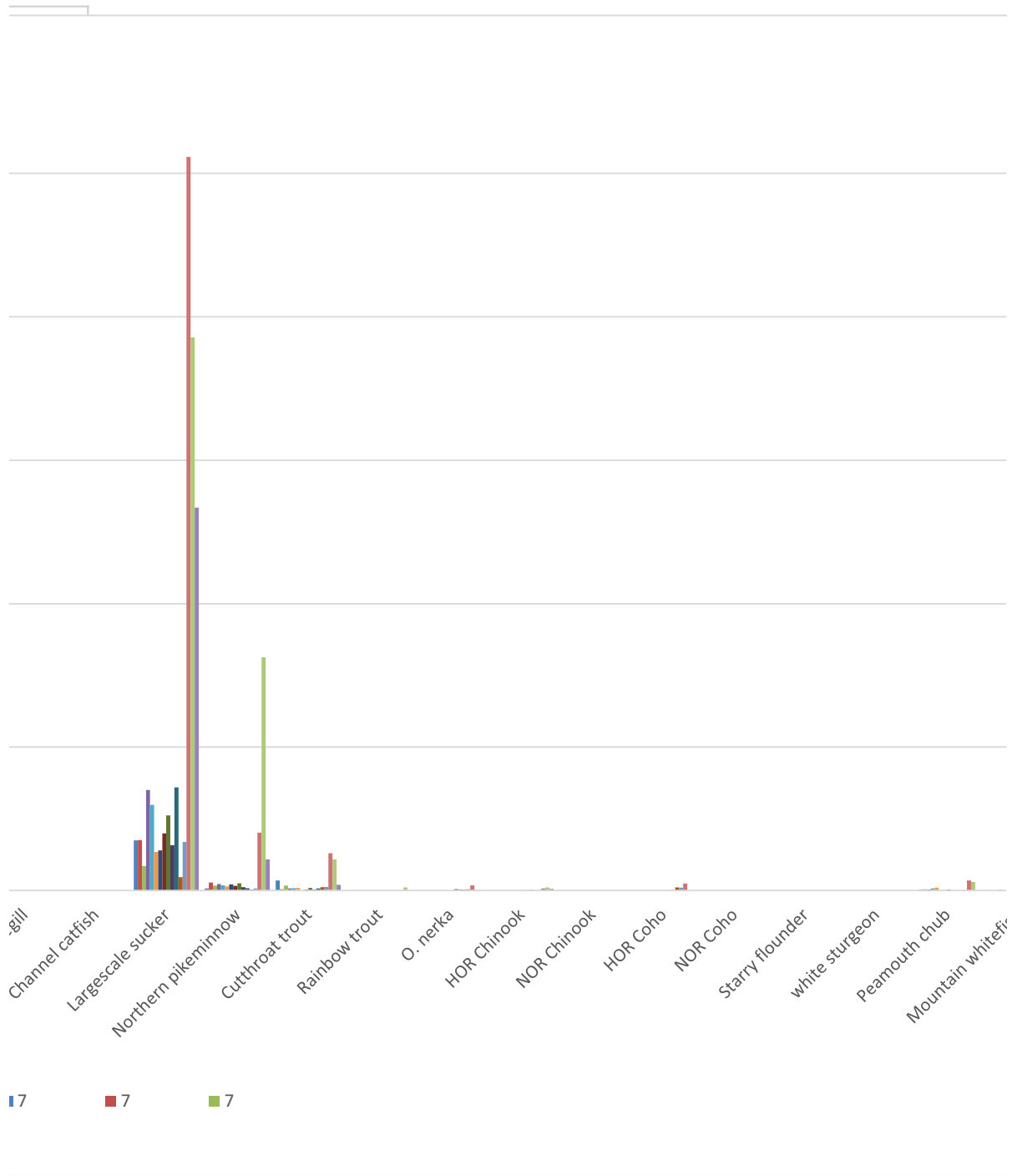
22-Apr	29-Apr	6-May	13-May	20-May	27-May	3-Jun	
8	7	7	7	7	8	8	Spp. 2019
90	63	52	60	77	52	74	892
8	57	50	7	15	3	7	160
8	51	61	23	30	7	11	390
6	97	49	9	17	8	1	210
3	5	10	0	3	0	10	53
3	3	0	3	3	0	0	16
0	0	1	3	4	2	1	12
0	0	0	1	0	0	0	2
2	0	1	4	1	2	12	22
							0
							0
							0
0	1	0	0	0	0	0	1
140	199	262	158	360	47	170	2557
22	16	25	12	8	4	7	202
0	4	9	4	7	12	13	130
0	0	0	0	0	0	0	0
0	0	0	5	4	4	5	18
0	0	1	1	2	1	0	7
0	0	0	0	0	0	0	0
0	0	0	1	1	11	10	24
0	0	0	0	0	0	1	1
							0
							0
1	1	4	0	0	0	0	35
0	1	1	0	0	9	6	19
283	498	526	291	532	162	328	4751
4	4	4	4	4	3	4	
8	8	12	12	12	12	12	
32	32	48	48	48	36	48	
8.8	15.6	11.0	6.1	11.1	4.5	6.8	

NOTES:

	Spp. 2018	Spp. 2017
	828	407
	58	115
	278	24
	63	9
	73	62
	4	5
	16	2
	6	13
	167	67
	16	3
	73	62
	1	0
	0	0
	<hr/>	<hr/>
	1928	1335
	813	109
	109	20
	11	1
sockeye (kokanee) ranged from 15 to 19 inches in length (384 - 490 mm)	2	1
	11	6
	1	1
	1	
	1	
	30	
	7	
	<hr/>	<hr/>
	9166	4497
		2242



Steelhead	0	0
	820	2186





2019 Lake Sammamish Warm Water Fishery

	Date	03/11/19	03/18/19	03/25/19	04/01/19	04/08/19
Origin	Species/Zone	8	7	7	8	8
Exotic	Smallmouth bass	48	137	74	29	62
Exotic	Largemouth bass	0	3	3	0	0
Exotic	Black crappie	68	31	23	25	30
Exotic	Brown bullhead	0	0	0	1	15
Exotic	Common carp	0	0	0	1	2
Exotic	Yellow Perch	1	1	0	0	0
Exotic	Rock bass	0	0	0	0	0
Exotic	Walleye	1	0	0	0	0
Native	Largescale sucker	140	176	85	351	299
Native	Northern pikeminnow	7	28	17	23	18
Native	Cutthroat trout	35	5	17	7	8
Native	Rainbow trout	0	0	0	0	0
Native	HOR Chinook	0	0	1	0	1
Native	NOR Chinook	0	0	0	0	0
Native	HOR Coho	0	0	0	0	1
Native	Peamouth chub	0	0	4	4	5
Native	Mountain whitefish	0	0	0	2	0
	Total	300	381	224	443	441
	Net Nights	32	32	32	24	32
	Catch Rate	9.4	11.9	7.0	18.5	13.8

04/15/19	04/22/19	04/29/19
8	7	8
74	90	63
7	8	57
22	8	51
7	6	97
1	2	5
2	3	3
1	0	0
0	0	0
135	140	199
15	22	16
9	0	4
0	0	0
0	0	1
0	0	0
0	0	0
10	1	0
0	0	1
283	280	497
32	32	32
8.8	8.8	15.5

Table 1. 2018 warm water test fishery raw catch by week

Week of Week	19-Mar					26-Mar	
	1					2	
Zone	1	3	5	7	Total	1	6
Nets/night	8	6	6	8	28	6	6
Nights fished	1	1	1	1	4	1	1
Species/net nights	8	6	6	8	28	6	6
Chinook salmon						1	
coho salmon							
cutthroat trout	5	6	3	14	28	8	
largescale sucker	184	14	17	231	446	77	8
mountain whitefish							
Northern pikeminoow	42	13	10	5	70	14	6
peamouth chub					1	1	1
rainbow trout						1	
sockeye salmon/kokanee							
starry flounder							
white sturgeon							
American shad	1				1	1	0
black crappie	1	5	7	30	43		
bluegill sunfish							
brown bullhead	5			1	4	1	1
common carp	1					1	2
largemouth bass	2	0			2	4	2
rock bass						0	
smallmouth bass	91	64	6	24	185	18	16
tench	7	1	1			9	4
walleye	1				1	2	1
yellow perch							
Grand Total	340	103	45	312	800	126	42
Catch rate by net night	42.5	17.2	7.5	39.0	28.6	21.0	7.0

23-Apr				30-Apr		7-May		14-May				
6				7		8		9				
1	4	7 Total		3 Total		7 Total		5	6	7	8 Total	
8	8	8	24	8	8	7	7	8	8	8	7	31
1	1	1	3	1	1	1	1	1	1	1	1	4
8	8	8	24	8	8	7	7	8	8	8	7	31
3			3					1				
2		2	4	3	3			1			1	2
104	25	69	198	18	18	60	60	14	3	33	47	97
						1	1					
68	66	8	142	82	82	7	7	65	22	9	7	103
4	3	1	8					3		1		4
						1	1	2				
								1				
								1				
								1				
3			3	2	2			3				
13	15	25	53	3	3	2	2	2			3	5
11	2	2	15					5		3	2	10
1	4	2	7	2	2			4	1	1	4	10
1	1	2	4	1	1	3	3	1		1	4	6
6	1	2	9	1	1							
81	39	31	151	27	27	23	23	39	3	8	33	83
49	1		50	3	3			11	2		11	24
1		1	2									
1		1	2							1		1
342	163	146	651	142	142	97	97	145	37	60	112	354
42.8	20.4	18.3	27.1	17.8	17.8	13.9	13.9	18.1	4.6	7.5	16.0	11.4

21-May					28-May				4-Jun			Grand Total
10					11				12			
2	4	7	8	Total	1	3	6	Total	7	8	Total	
8	8	8	8	32	8	8	8	24	8	8	16	
1	1	1	1	4	1	1	1	3	2	2	4	36
8	8	8	8	32	8	8	8	24	16	16	32	274
1			1	2			1	1	1	1	2	11
										1	1	1
3	1	2	1	7	1	2	1	4	27	8	35	109
62	6	25	41	134	50	21	3	74	66	89	155	1,928
		1		1					2	2	4	7
49	44	2	7	102	28	27	15	70	5	4	9	813
2	1			3			1	1				30
1		2		3						2	2	11
										1	1	2
												1
												1
1	2			3								16
2	2	2	2	8	6	3	2	11	4	5	9	278
										1	1	1
1	1			2	6	2	1	9	1	4	5	63
2	2	1	2	7	8	12	5	25		1	1	73
3	1			4	7	5	2	14		2	2	58
												16
22	22	7	15	66	43	38	4	85	22	32	54	828
12			2	14	25	8	8	41		1	1	167
					1			1				6
									1		1	4
161	82	42	71	356	175	118	43	336	129	154	283	4,424
20.1	10.3	5.3	8.9	11.1	21.9	14.8	5.4	14.0	8.1	9.6	8.8	16.1




Table 1. Warm water test fishery catch starting from April. Effort in each week is not necessary

Species / Week	Zone 1				
	13	14	15	16	17
Smallmouth bass	66	16	31	19	21
Largemouth bass	0	1	0	5	1
Black crappie	1	1	3	3	0
Rock bass	0	0	0	0	0
Walleye	1	5	0	1	0
Yellow perch	0	0	0	0	0
Northern pike	0	0	0	0	0
Common carp	0	14	6	2	1
Tench	23	0	7	0	1
Brown bullhead	0	5	1	0	0
American shad	0	0	0	0	0
Large scale sucker	115	145	127	55	37
Peamouth chub	0	1	1	1	1
Northern pikeminnow	15	9	23	4	3
Cutthroat trout	1	4	0	1	1
Sockeye	0	0	0	0	0
Coho	0	0	0	0	0
Chinook	0	0	0	0	0
Rainbow trout	0	0	0	0	0
Steelhead	0	0	0	0	0

Table 2. Warm water test fishery effort (Nights, Nets), total catch (Catch), and catch rate (

Metric	Zone 1				Zone 5		
Week	13	14	15	16	17	18	19
Nights	3	4	4	4	1	4	4
Nets	24	32	32	32	8	32	32
Catch	222	201	199	91	67	182	155
Rate	9.3	6.3	6.2	2.8	8.4	5.7	4.8

essarily the same.

Zone 5					
18	19	20	21	22	Sum
67	34	22	10	2	288
15	34	12	14	24	106
4	3	4	2	1	22
0	0	1	0	1	2
2	1	0	0	0	10
1	3	0	0	0	4
0	0	0	0	0	0
9	2	1	2	5	42
2	0	5	0	3	41
0	3	0	0	0	9
0	0	0	0	0	0
65	67	37	32	61	741
1	0	0	0	0	5
14	7	5	0	3	83
0	1	2	0	0	10
0	0	0	0	0	0
0	0	0	0	0	0
2	0	0	0	0	2
0	0	1	0	0	1
0	0	0	0	0	0
Total					1366

Table 1. Warm water

Species / Week	1
Smallmouth bass	6
Largemouth bass	4
Black crappie	0
rock bass	
Walleye	0
Yellow perch	0
Northern pike	1
Common carp	5
Tench	0
Brown bullhead	0
American shad	0
Large scale sucker	73
Peamouth chub	0
Northern pikeminnow	0
Cutthroat trout	1
Sockeye	0
Coho	0
Chinook rainbow trout	0
Steelhead	0

Rate) from April.

20	21	22
4	4	4
29	32	28
90	60	100
3.1	1.9	3.6

test fishery catch from January 9 – March 31. Effort in each week is not necessarily the same.

Zone 1		Zone 2		Zone 3		Zone 4		
6	12	2	8	4	10	5	7	11
23	8	0	6	10	47	0	3	10
0	4	0	0	0	0	0	0	0
0	0	0	0	0	1	0	0	0
1	0	0	0	0	0	0	0	1
0	0	0	0	0	0	0	0	0
0	0	0	0	0	0	0	0	0
2	8	0	0	0	0	0	0	0
1	24	0	0	0	0	0	0	1
0	0	0	0	0	0	0	0	0
0	2	0	0	0	0	1	0	0
107	126	7	12	1	17	0	0	9
0	0	0	0	0	0	0	0	0
10	2	0	0	0	0	0	0	1
0	1	1	0	0	1	0	0	1
0	0	1	0	0	0	0	0	0
0	0	0	0	0	0	0	0	0
0	0	1	0	0	2	0	0	0
0	0	0	0	0	0	0	0	0

Zone 5			
3	9	Sum	
0	6	119	407
0	1	9	115
0	1	2	24
		0	2
0	1	3	13
0	1	1	5
0	0	1	1
0	5	20	62
0	0	26	67
0	0	0	9
0	0	3	3
85	157	594	1335
0	0	0	5
9	4	26	109
2	3	10	20
0	0	1	1
0	1	1	1
0	1	4	6
		0	1
0	0	0	0
820			2186

Table 1. Warm water test fishery catch from January 9 – March 31. Effort in each week is n

Species / Week	Zone 1			Zone 2		Zone 3	
	1	6	12	2	8	4	10
Smallmouth bass	6	23	8	0	6	10	47
Largemouth bass	4	0	4	0	0	0	0
Black crappie	0	0	0	0	0	0	1
Walleye	0	1	0	0	0	0	0
Yellow perch	0	0	0	0	0	0	0
Northern pike	1	0	0	0	0	0	0
Common carp	5	2	8	0	0	0	0
Tench	0	1	24	0	0	0	0
Brown bullhead	0	0	0	0	0	0	0
American shad	0	0	2	0	0	0	0
Large scale sucker	73	107	126	7	12	1	17
Peamouth chub	0	0	0	0	0	0	0
Northern pikeminnow	0	10	2	0	0	0	0
Cutthroat trout	1	0	1	1	0	0	1
Sockeye	0	0	0	1	0	0	0
Coho	0	0	0	0	0	0	0
Chinook	0	0	0	1	0	0	2
Steelhead	0	0	0	0	0	0	0

Table 2. Warm water test fishery effort (Nights, Nets), total catch (Catch), and catch rate (R

Metric	Zone 1			Zone 2		Zone 3	
Week	1	6	12	2	8	4	10
Nights	3	3	3	3	1	3	3
Nets	24	24	24	24	8	24	23
Catch	90	144	175	10	18	11	68
Rate	3.8	6	7.3	0.4	2.3	0.5	3

ot necessarily the same.

Zone 4			Zone 5		
5	7	11	3	9	Sum
0	3	10	0	6	119
0	0	0	0	1	9
0	0	0	0	1	2
0	0	1	0	1	3
0	0	0	0	1	1
0	0	0	0	0	1
0	0	0	0	5	20
0	0	1	0	0	26
0	0	0	0	0	0
1	0	0	0	0	3
0	0	9	85	157	594
0	0	0	0	0	0
0	0	1	9	4	26
0	0	1	2	3	10
0	0	0	0	0	1
0	0	0	0	1	1
0	0	0	0	1	4
0	0	0	0	0	0
					820

ate) from January 9 – March 31.

Zone 4			Zone 5	
5	7	11	3	9
1	2	3	3	3
8	16	24	24	24
1	3	23	96	181
0.1	0.2	1	4	7.5